



Valor L1 SERIES - LONG BEACH FIRE

valor
Radiant Gas Fireplaces
www.valorfireplaces.com



Valor L1 SERIES - MURANO GLASS FIRE

valor
Radiant Gas Fireplaces
www.valorfireplaces.com



valor L1 LINEAR FIREPLACE

Please refer to the complete L1 (1500I) product manual before installation

FIREPLACE COMPONENTS

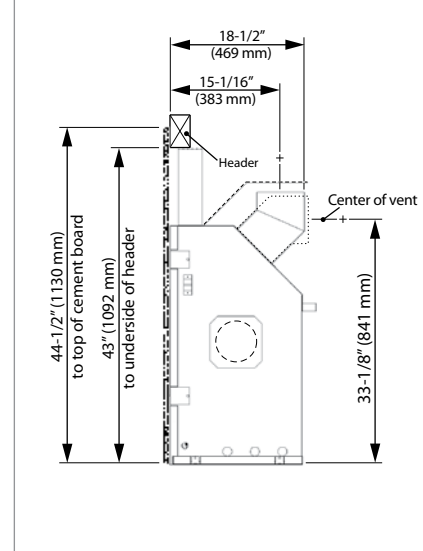
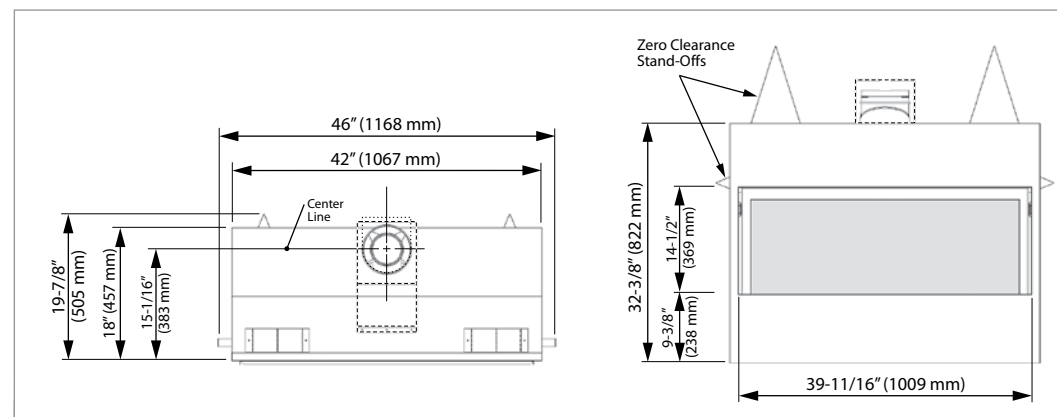
ENGINES	1500IN	Direct Vent L1 Series Engine NG
	1500IP	Direct Vent L1 Series Engine LPG
	1500NGK	Conversion Kit to NG
	1500PGK	Conversion Kit to LPG
FUEL BED	1505DWK	Long Beach Fire - Driftwood and River Rock
	1510DGM	Murano Glass Fire - (Black & Azura Decorative Glass)
LINERS	1515FBL	Fluted Black Liner Set
	1520FSL	Fluted Sand Liner Set
	1525EBL	Enamel Black Liner Set
SURROUNDS/ACCESSORIES	1550LSB	3.5" Surround - Black
	1550LSOZ	3.5" Surround - Oiled Bronze
	1555LFB	Finishing Trim Black - 1"
	1560LSG	Barrier Screen (strongly recommended with children)
	1565LLK	Lighting Kit
	1595CFK	Circulating Fan Kit
	GV60BRK	Bedroom Kit - with automatic 1 hour shutdown
	GV60NTK	Valor EasyFire handheld remote control (turn pilot on/off & adjust flame)
	1265WSK	Valor Wall Switch Kit - Standard with purchase
1270RBK	Valor Remote Blower Kit	

MODEL/FUEL


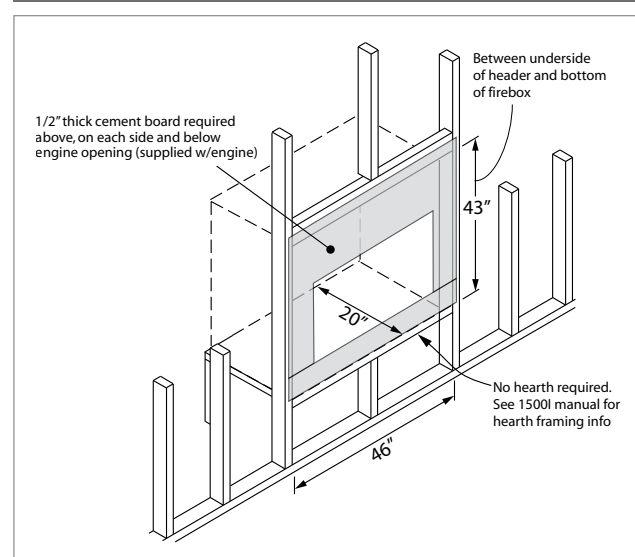
Model	Fuel	Max. Input BTU/hr	Min. Input BTU/hr	EnerGuide Rating**	AFUE++	Max. Output** (w/out fan) BTU/hr
1500IN	NG	30,000	16,000	65.77%	67.57%	21,705
1500IP	LPG	28,000	15,000	66.45%	67.69%	20,409

ABOUT OUR EFFICIENCY RATINGS - All Valor product literature is published using recognized Canadian and US government test methods for determining energy efficiency performance. This ensures our products will perform in your home as rated. Beware of misleading "steady state" efficiency claims made by manufacturers using their own "in-house" test methods. Examples include alterations to venting and installation restrictions that produce false ratings. Visit valorfireplaces.com for more information.

PRODUCT DIMENSIONS



FRAMING DIMENSIONS



Designed and manufactured by:
MILES INDUSTRIES
 Copyright Miles Industries Ltd. 2011
 Proudly made in North America
 BRLNER11E
 Printed on recycled paper

All product information is accurate at time of printing and is subject to change. Please Note: Printed images may vary from actual product.

1500I L1 Series with 1505DWK Long Beach Fire, 1520FSL Fluted Sand Liner & 1550LSOZ 3.5" Surround in Oiled Bronze



Displayed with Solus Handcast Concrete Decor - solusdecor.com

1500I L1 Series with 1510DGM Murano Glass Fire, 1525EBL Enamel Black Liner & 1555LFB 1" Finishing Trim in Black



Displayed with Solus Handcast Concrete Decor - solusdecor.com

LINEAR DESIGN MEETS VALOR PERFORMANCE

Showcasing leading edge design, quality finishes and high efficiency, the L1 Series combines Valor's proven performance with the latest in linear design.

A highly effective radiant and convective heater, the L1 raises "decorative widescreen" fireplace standards. Low turndowns provide hours of comfort, efficiently distributing warmth where you want it - when you want it.

Offering a choice of two captivating "fire-scapes" (the Murano Glass Fire and the Long Beach Driftwood Fire) the L1 lives up to the Valor standard of design form and function.

VALORSTAT PLUS REMOTE CONTROL - STANDARD FEATURE



Easily select, adjust and program the desired temperature that you want, saving energy and lowering your overall home heating costs.

Pilot On Demand: Turn your pilot light **ON** and **OFF** from the handheld remote for years of additional energy savings.



In addition to the ValorStat Plus remote the **Wall Switch Kit** (a standard feature) provides secondary fireplace control.

NO POWER, NO PROBLEM

Engineered to circulate air through natural convection, the L1 is highly efficient without a fan - providing reliable heat, even during a power failure.

USE RADIANT HEAT SAFELY

Fireplace surfaces, in particular the glass viewing window, are extremely hot during operation and will remain hot for a period of time after the fireplace is turned off. Contact with the hot glass can cause severe burns. If small children are present, close adult supervision is required. The 1560LSG barrier screen option and/or approved child barrier is strongly recommended.

For more information visit www.valorfireplaces.com/safety.

LONG BEACH FIRE

Over time, coastal shores form natural landscapes. Changing tides welcome dramatic weather, continuously evolving unique ecosystems. The Long Beach fire portrays raw, coastal elements, welcoming you to a state of warmth and relaxation.



1520FSL Fluted Sand Liner & 1550LSOZ 3.5" Surround in Oiled Bronze



1515FBL Fluted Black Liner & 1550LSB 3.5" Surround in Black



1525EBL Enamel Black Liner & 1555LFB 1" Finishing Trim in Black

"Fire on water" inspired the Murano design - a tribute to centuries of Italian artisan glassmakers. Black and Azura glass are illuminated by flames within, casting reflections on a stunning glass base.

MURANO GLASS FIRE



1520FSL Fluted Sand Liner & 1550LSOZ 3.5" Surround in Oiled Bronze



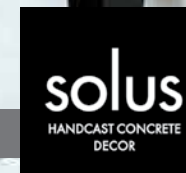
1515FBL Fluted Black Liner & 1550LSB 3.5" Surround in Black



1525EBL Enamel Black Liner & 1555LFB 1" Finishing Trim in Black



Displayed with Solus Handcast Concrete Decor - solusdecor.com



1500I L1 Series with 1510DGM Murano Glass Fire, 1515FBL Fluted Black Liner & 1550LSB 3.5" Surround in Black